

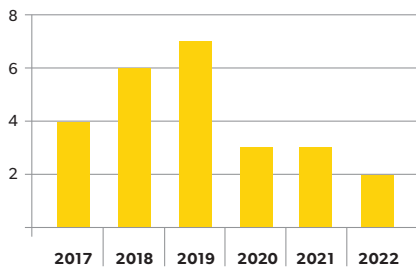
# HOW ARE WE TRACKING?

HEALTH AND SAFETY PERFORMANCE OF THE NZ PLANTATION FORESTRY INDUSTRY



## FATALITIES AS AT SEPTEMBER 2022

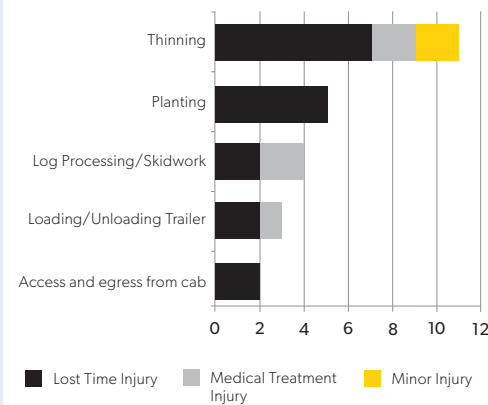
### Fatalities



**+** 2 fatalities in 2022

## FORESTRY INDUSTRY ACTIVITY JUNE 2022

### Critical risk area analysis



## RESULTS TO END OF MARCH 2022

### Trends & actual Injuries

Injuries resulting in more than a week off work

**37** injured in quarter  
**162** injured in year

**Trends – Change since last quarter**

**↑ 3.2%** rise in injuries per 1000 FTE workers

**↑ 5.1%** rise per 1 million m<sup>3</sup> roundwood production

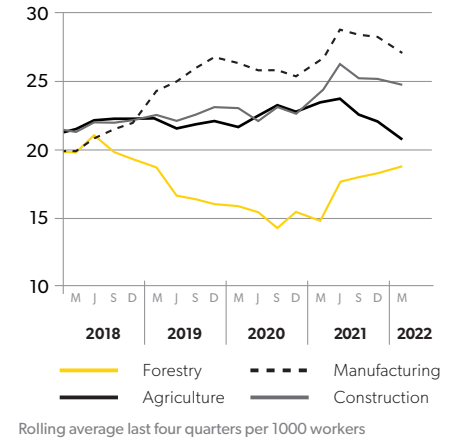
**Trends – Change since last year**

**↑ 24.6%** rise in injuries per 1000 FTE workers

**↑ 17.5%** fall per 1 million m<sup>3</sup> roundwood production

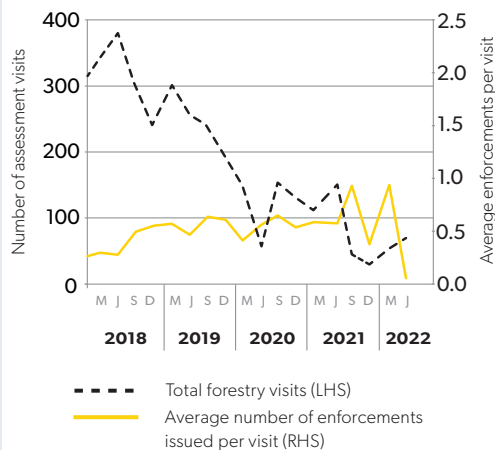
### Injuries to workers

Rate of injuries resulting in more than a week off work



## RESULTS TO END OF JUNE 2022

### WorkSafe visits and notices



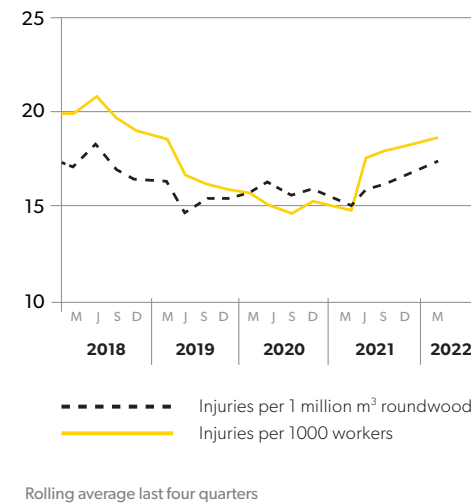
## RESULTS FROM JUNE TO SEPT 2022

### FISC Activity

**↑ 3,707** Safetree Facebook followers  
**↑ 61,818** Tiktok views last quarter  
**↑ 88,000** Facebook Reach last quarter  
**↑ 3,766** Safetree subscribers  
**↑ 840** Tiktok followers  
**↓ 207** Certified Contractors

### How do we compare

Rate of injuries resulting in more than a week off work



### Fatalities

Rate of fatalities per 100,000 ftes

