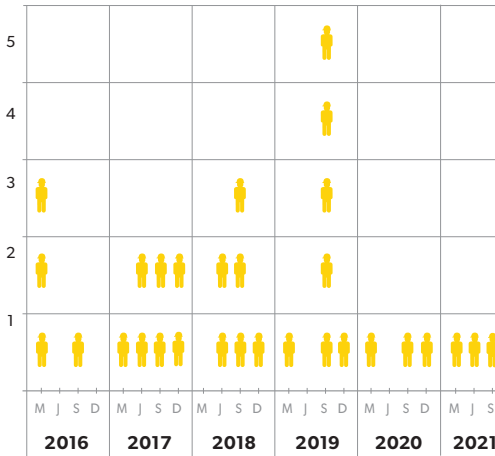


# HOW ARE WE TRACKING?

## HEALTH AND SAFETY PERFORMANCE OF THE NZ PLANTATION FORESTRY INDUSTRY JUNE 2021

### FATALITIES TO SEPTEMBER 2021

#### FATALITIES

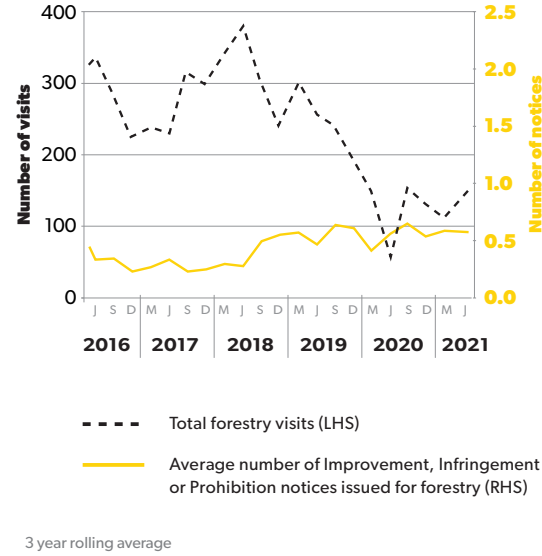


### RESULTS TO END OF JUNE 2021

#### FISC ACTIVITY



#### WORKSAFE VISITS AND NOTICES



### RESULTS TO END OF DECEMBER 2020

#### TRENDS & ACTUAL INJURIES

INJURIES RESULTING IN MORE THAN A WEEK OFF WORK

**33** injured in quarter  
**132** injured in year

TRENDS - CHANGE SINCE LAST QUARTER

↑ **3.9%** rise in injuries per 1000 FTE workers

TRENDS - CHANGE SINCE LAST YEAR

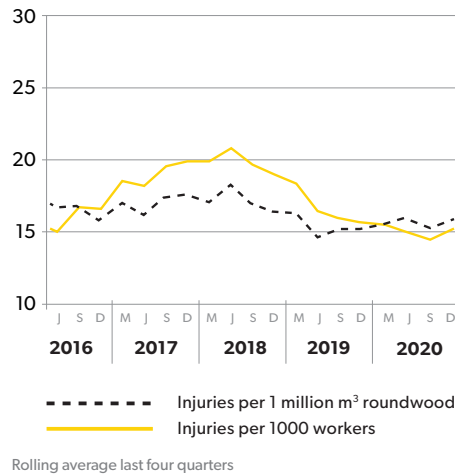
↓ **-4.3%** fall in injuries per 1000 FTE workers

↑ **1.3%** rise per 1 million m<sup>3</sup> roundwood production

↑ **4.2%** rise per 1 million m<sup>3</sup> roundwood production

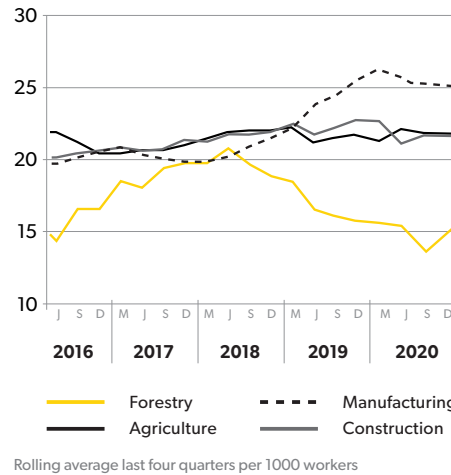
#### INJURIES TO WORKERS

RATE OF INJURIES RESULTING IN MORE THAN A WEEK OFF WORK



#### HOW DO WE COMPARE

RATE OF INJURIES RESULTING IN MORE THAN A WEEK OFF WORK



#### FATALITIES

RATE OF FATALITIES PER 100,000 FTES

